



Fund update for the quarter ended 31 December 2016

This Fund update was first made publicly available on the 10 February 2017 and can be viewed online at www.disclose.govt.co.nz

DEVON TRANS- TASMAN FUND

What is the purpose of this update?

This document provides key information about the Devon Trans-Tasman Fund ("Trans-Tasman Fund"). It tells you how the Fund has performed and what fees it charged, and will help you to compare it with other funds. Devon Funds Management Limited prepared this statement in accordance with the Financial Markets Conduct Act 2013. This information is not audited and may be updated.

Description of this Fund

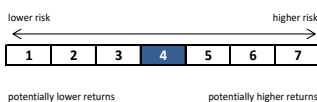
The Trans-Tasman Fund is a select portfolio of approximately 25-35 well researched companies which are primarily New Zealand and Australian listed companies. The Trans-Tasman Fund is actively managed, which means the holdings and returns may differ considerably from its benchmark. While the Trans-Tasman Fund tends to be fully invested in shares, when there are few compelling investment opportunities the Fund may hold some cash or cash equivalent securities.

For the quarter ended at 31 December 2016

Total value of the Fund	\$119,756,438.50
Date the Fund started	30-Sep-1998

What are the Risks of Investing?

The risk indicator for the Devon Trans-Tasman Fund is below:



The risk indicator is rated from 1 (low) to 7 (high). The rating reflects how much the value of the Fund's assets goes up and down. A higher risk generally means higher potential returns over time, but more ups and downs along the way. This risk indicator is not a guarantee of a fund's future performance. The risk indicator is based on the returns data for 31 December 2016. While risk indicators are usually relatively stable, they do shift from time to time. The risk indicator will continue to be updated in future fund updates.

To help you clarify your own attitude to risk, you can seek financial advice or work out your risk profile at:

www.sorted.org.nz/tools/investor-kickstarter

NB: Even the lowest category does not mean a risk-free investment, and there are other risks that are not captured by this rating.

See the Devon Product Disclosure Statement (PDS) for more information about the risks associated with investing in this Fund.

How has the Fund performed?¹

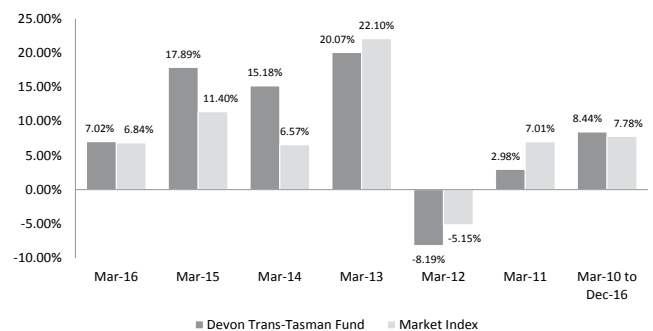
Devon Trans-Tasman Fund	Past Year	Past 5 Years
Annual Fund Return (after deduction for fund fees and tax)	7.03%	13.45%
Annual Fund Return (after deduction for fund fees but before tax)	7.46%	13.77%
Market Index Annual Return* (reflects no deduction for charges and tax)	9.15%	11.43%

* 50:50 composite of the S&P/NZX50G index and the S&P/ASX200G index unhedged to NZD. For details on the calculation of the Market Index Return please refer to www.disclose.govt.co.nz

¹ Please refer to Further Information on the bottom of page 2.

How has the Fund performed in the past?

Annual Return Graph²



Devon took over the portfolio management of the Fund from a previous manager in March 2010. This shows the return after fund charges and tax for each year ending 31 March since the Fund started with Devon. The last bar shows the average annual return since the Fund started, up to 31 December 2016. Important: This does not tell you how the Fund will perform in the future. Returns in this update are after tax at the highest prescribed investor rate (PIR) of tax for an individual New Zealand resident. Your tax may be lower.

What fees are investors charged?³

Investors in the Trans-Tasman Fund are charged Fund charges. In the year to 31 March 2016 these were:

	% of net asset value
Total Fund Charges:	1.53%
These are comprised of the below management, administration and performance charges.	
Manager's basic fee:	1.00%
Other management and administration charges:	0.25%
Performance fees⁴ (if applicable):	0.28%

See the product disclosure statement for more information about the basis on which performance fees are charged.

Example of how this applies to an investor

Small differences in fees and charges can have a big impact on your investment over the long term.

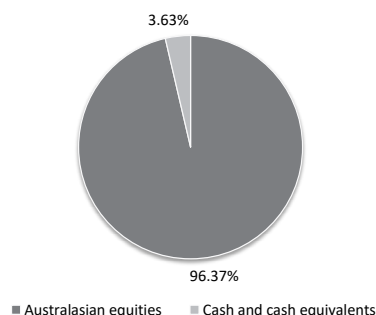
Chris had \$10,000 in the Devon Trans-Tasman Fund at the start of the year and did not make any further contributions. At the end of the year, Chris received a return after fund charges were deducted of \$746 (that is 7.46% of his initial \$10,000). Chris does not pay any other charges. This gives Chris a total return after tax of \$703 for the year.

NB: Devon does not charge a buy/sell spread or any entry/exit fees.

What does the Fund invest in?

Actual investment mix:

This shows the types of assets that the Fund is invested in as at 31 December 2016.



Target investment mix:

This shows the mix of assets that the fund aims to invest in.

Australasian equities	50-100%
Cash and cash equivalents	0-50%
New Zealand fixed interest	0%
Other	0%

The Fund's currency exposure is actively managed.

Top 10 investments

Asset name	% of fund net assets	Type	Country
Westpac Banking Corporation	7.22%	Australasian equities	AU
National Australian Bank	6.30%	Australasian equities	AU
Fletcher Building	5.63%	Australasian equities	NZ
Vista Group Holdings Ltd	5.46%	Australasian equities	NZ
Contact Energy	4.98%	Australasian equities	NZ
Spark New Zealand Limited	4.97%	Australasian equities	NZ
GTN Limited	4.56%	Australasian equities	AU
Spark Infrastructure Group	4.19%	Australasian equities	AU
Suncorp Group Limited	4.05%	Australasian equities	AU
Z Energy Limited	3.52%	Australasian equities	NZ

Key personnel

Name	Current position	Years	Months
Tama Willis	Portfolio Manager	4	6

Further information

You can also obtain this information, the PDS for the Devon Investment Funds and some additional information from the offer register at www.business.govt.nz/disclose.

Notes: (1) After tax performance assumes an investor is taxed at the highest Prescribed Investor Rate of 28%. (2) Fund returns are after deduction of fees. (3) Fund fees are charged as a percentage of an investor's interest in the Fund. (4) For more information on performance fees, please refer to the PDS found at www.devonfunds.co.nz or www.disclose.govt.co.nz